

CLASS 5 GAS

**FOR ADDITIONAL
INFORMATION ON
ISUZU'S FULL LINE OF
LOW CAB FORWARD
TRUCKS PLEASE VISIT**

**WWW.ISUZUCV.COM
OR CALL (866) 441-9638**



All photographs, illustrations, equipment and technical data in this brochure are based on the latest information available at the time of publication. Isuzu Commercial Truck of America, Inc. reserves the right to make changes at any time, without notice, in prices, colors, materials, equipment, specifications and models and to discontinue models or equipment. Isuzu vehicles are assembled from component parts manufactured by Isuzu Motors Limited, its affiliated companies and by independent suppliers who manufacture such components to Isuzu's exacting standards for quality, performance and safety. Some vehicles are shown with optional equipment. Some equipment is dealer installed. Visit your authorized Isuzu dealer for warranty and other details. NQR and NRR are trademarks of Isuzu Motors Limited. Truck bodies represented herein are products of Supreme Corporation, Morgan Corporation, Knapheide Manufacturing Company and Thermo King. Allison is a registered trademark of Allison Transmission, Inc. Android Auto is a trademark of Google LLC. Apple Carplay is a registered trademark of Apple Inc. Mobileye is a trademark of Mobileye Vision Technologies LTD. Bluetooth is a registered trademark of Bluetooth SIG, Inc. SiriusXM is a trademark of Sirius XM Radio Inc. HD Radio is a registered trademark of iBiquity. Facebook is a registered trademark of Facebook, Inc. Instagram is a registered trademark of Instagram, LLC. Twitter is a registered trademark of Twitter, Inc. YouTube is a registered trademark of Google Inc. Neither Isuzu Commercial Truck of America, Inc. nor Isuzu Motors Limited are sponsored by or affiliated with these platforms. TM
Copyright © 2021 Isuzu Commercial Truck of America, Inc.

ISUZU
TRUCK

N-SERIES

ISUZU
TRUCK

MORE THAN A CHASSIS

The medium-duty truck market offers customers a number of options to choose from, but when they choose Isuzu, it means something more to us. We are *more than a chassis* and we aim to show that to each of our customers.

Sure, Isuzu's legendary reliability is a testament to how well our trucks are built. They are put to the test every day, from the harsh environments of construction to the stop-n-go of home delivery. At every turn, we are there to support our owners with robust warranties, quality parts and excellent maintenance at more than 300 authorized Isuzu dealerships and service facilities.



Isuzu has been the best-selling low cab forward truck in America every year since 1986.

That wouldn't be possible if our customers bought one Isuzu truck and then switched to another brand. But they don't--- they come back, year after year, truck after truck. Decades of performance and millions of miles of reliability have made Isuzu a leader in the medium-duty segment.

We are *more than a chassis* to hundreds of thousands of owner-operators and fleet managers that can attest to the great performance of Isuzu trucks and to our brand support.


There isn't just one reason to choose Isuzu but many compelling reasons. Owning an Isuzu truck is just the beginning of a relationship -- we aim to prove that Isuzu trucks are *more than a chassis*.



**THE #1 BEST SELLING LCF
TRUCK IN AMERICA SINCE 1986**

DIESEL CAPABILITY. **GASOLINE CONVENIENCE.**

Class 5 will never be the same. The new Isuzu NQR (17,950-lbs. GVWR) and NRR (19,500-lbs. GVWR) are now available with a gasoline engine. And, only Isuzu sells Class 5 low cab forward (LCF) gasoline trucks.



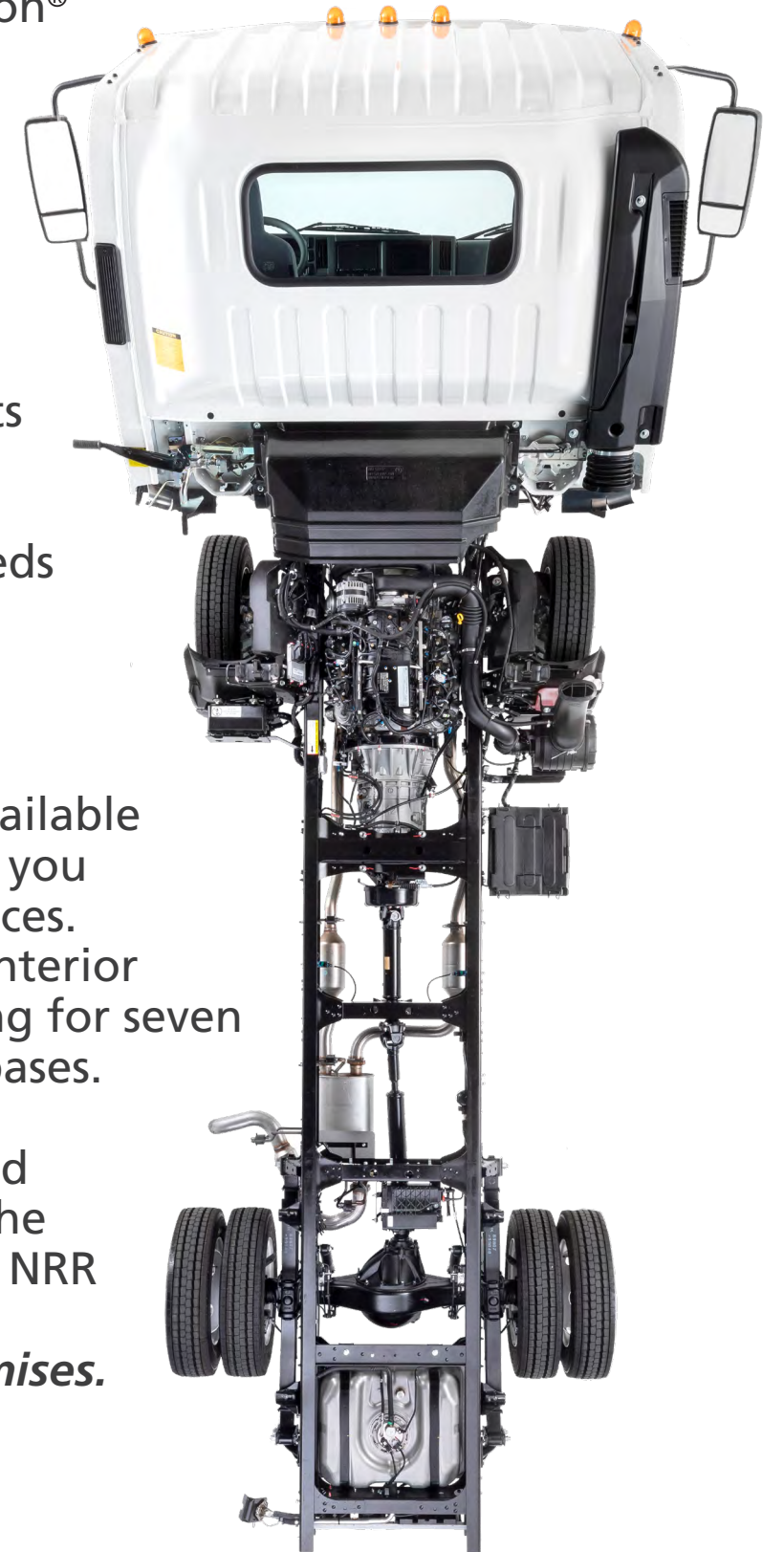
Class 5 capability, LCF benefits, Isuzu quality and gas power is a unique combination that offers new truck buyers more choices from Isuzu. The NQR and NRR have historically been leaders in Class 5 due to their strength and durability. The new Class 5 gas truck gives buyers more payload and convenience.

- Payloads range from 11,531 lbs. to 13,700 lbs.
- Body lengths from 12 ft. to 20 ft.
- Nationwide, gasoline is more available than diesel.

For the higher payload requirements of Class 5, Isuzu engineers worked diligently to fine-tune a powertrain that could handle the rigorous payload demands. Working with a powerful 6.0-liter gasoline engine, they mated it to the 6-speed automatic Allison® 1000-series transmission that includes a stationary PTO for those applications requiring engine power. This combination outputs 353-lb. ft. of torque and 311-hp to get you on your way. The strong components of the engine and transmission will not only meet your performance needs but give you the long-term durability Isuzu is known for.

Standard cab models are available in three wheelbases to give you versatility in your body choices. For those in need of more interior room, crew cabs with seating for seven are available in two wheelbases.

Isuzu's legendary quality and unique LCF benefits make the new gas-powered NQR and NRR a game changer in Class 5. ***Now, there are no compromises.***



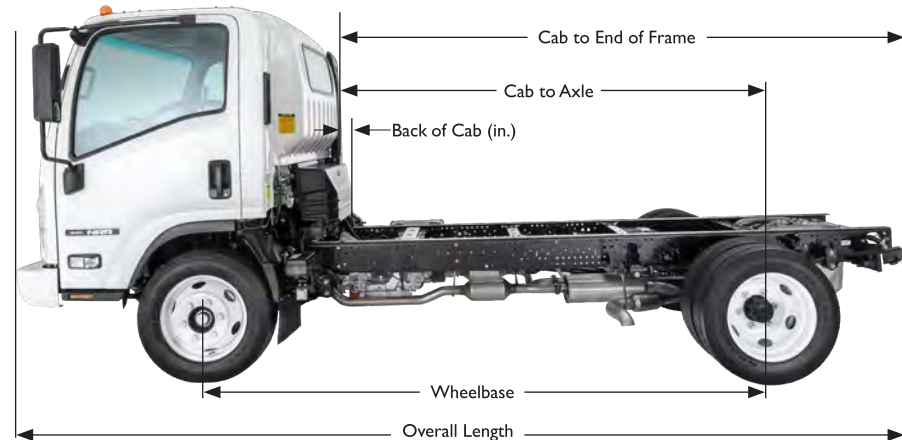
LESS IS MORE. MORE IS BEST.

The Isuzu low cab forward (LCF) design is known for providing outstanding visibility and maneuverability. These two advantages alone make Isuzu trucks easier and safer to drive. Our multiple wheelbases give N-Series customers a choice of body sizes up to 20 feet in length -- giving you **more** choices, **more** driver benefits and **less** hassle when navigating the road ahead. **Less is more and more is best.**

EFFICIENT OVERALL LENGTH

Conventional cabs have to be longer in order to accommodate a forward-mounted engine. In contrast, Isuzu LCF cabs are positioned above the engine with **less** forward mass. This efficient design gives LCF owners **more** Cab to Axle (CA) space compared to conventional cabs with equivalent wheelbases, allowing:

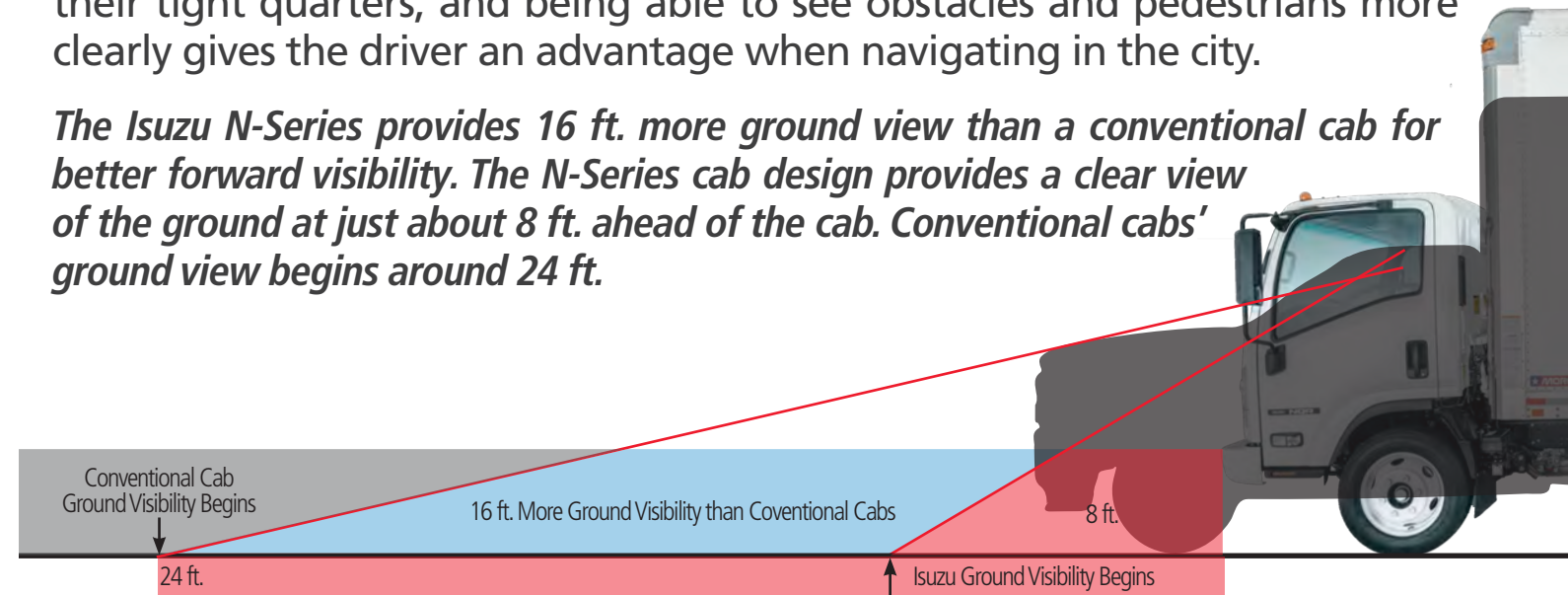
- Up to 4-ft. longer bodies to accommodate **more** cargo
- Body sizes 12 to 20 ft. in length. This versatility gives you **more** choices when upfitting your next N-Series truck
- **More** maneuverability. When equal body sizes are mounted on a conventional cab truck and a low cab forward truck, the low cab forward truck has a shorter overall vehicle length providing **more** maneuverability with equal cargo loads.



INCREASED FORWARD VISIBILITY

Less forward mass gives the driver and passengers **more** visibility compared to traditional cabs. This not only helps to make driving an Isuzu truck easier, but also helps to enhance safety for the driver. Urban areas are known for their tight quarters, and being able to see obstacles and pedestrians more clearly gives the driver an advantage when navigating in the city.

The Isuzu N-Series provides 16 ft. more ground view than a conventional cab for better forward visibility. The N-Series cab design provides a clear view of the ground at just about 8 ft. ahead of the cab. Conventional cabs' ground view begins around 24 ft.

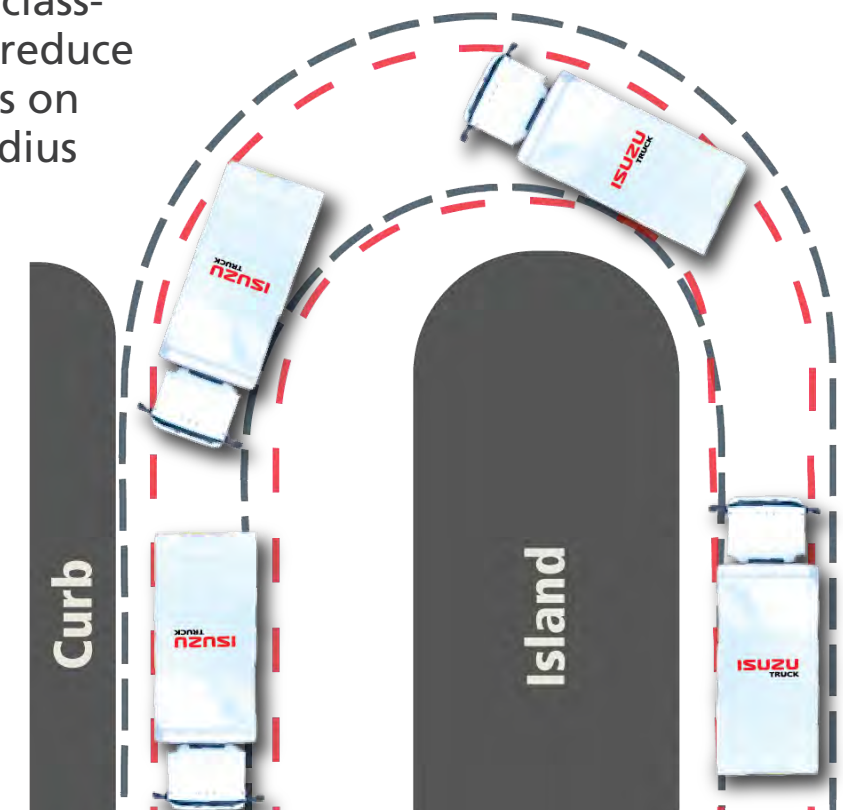


3-POINTERS ARE GOOD FOR BASKETBALL, NOT SO MUCH IN TRUCKING

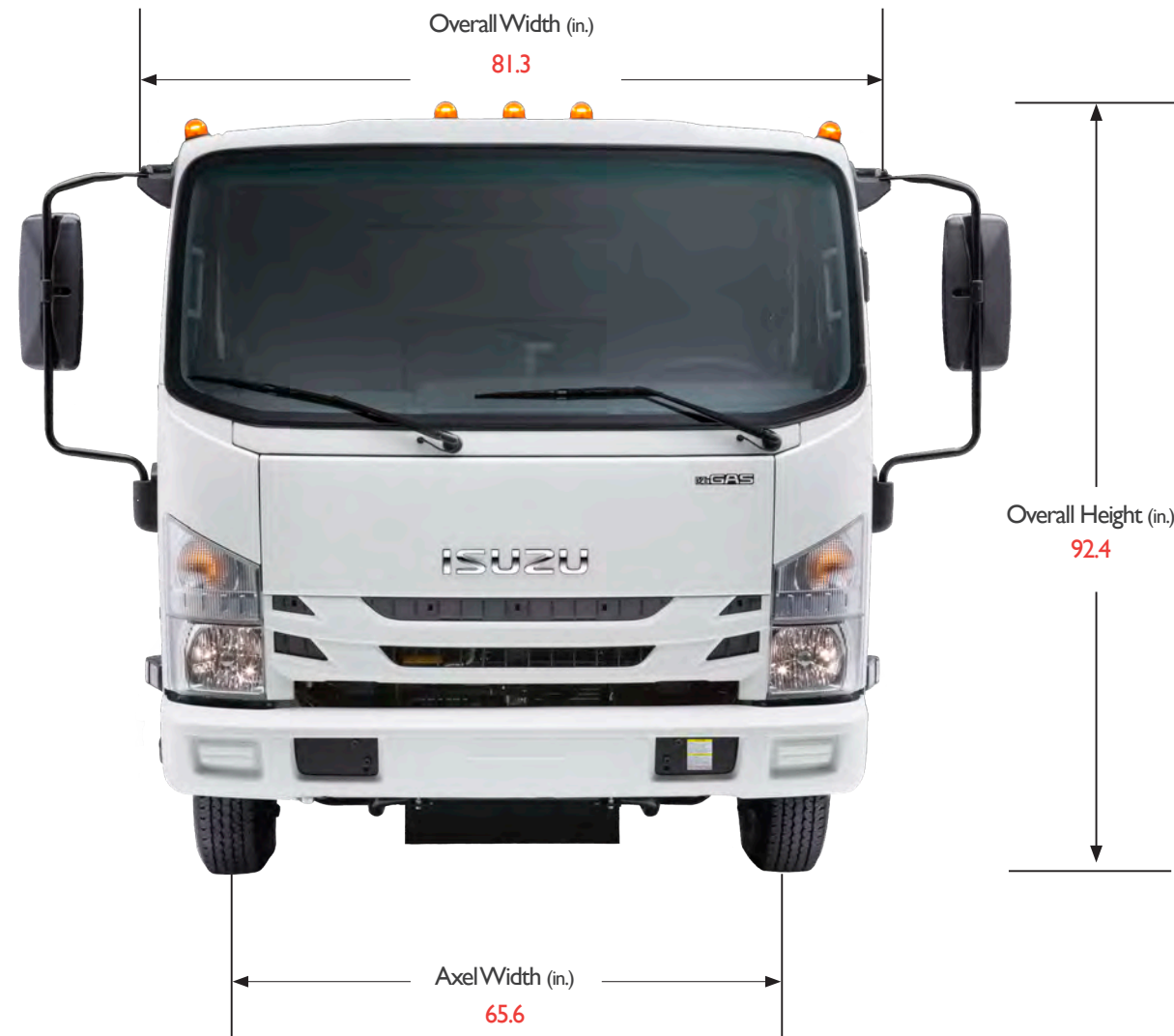
Fewer three-point turns saves time, and time is money. **More time, more money.** Isuzu trucks have class-leading turning radiuses which reduce the amount of three-point turns on any given route. The turning radius provides the driver with exceptional maneuverability when parking and backing into tight spaces.

The Isuzu N-Series best-in-class turning radius is achieved with the LCF cab design and the inner wheel cut (46.5° - 19.5" tires).

- Isuzu N-Series Turning Radius
- Turning Radius of Conventional Cab



DIMENSIONS & CAPACITIES



STANDARD CAB				
	NQR		NRR	
Wheelbase (in.)	Curb Weight (lbs.)	Body Payload (lbs.)	Curb Weight (lbs.)	Body Payload (lbs.)
132.5	5,661	12,289	5,800	13,700
150	5,710	12,240	5,847	13,653
176	5,773	12,177	5,911	13,589
CREW CAB				
150.0	6,346	11,604	6,395	13,105
176.0	6,419	11,531	6,468	13,032

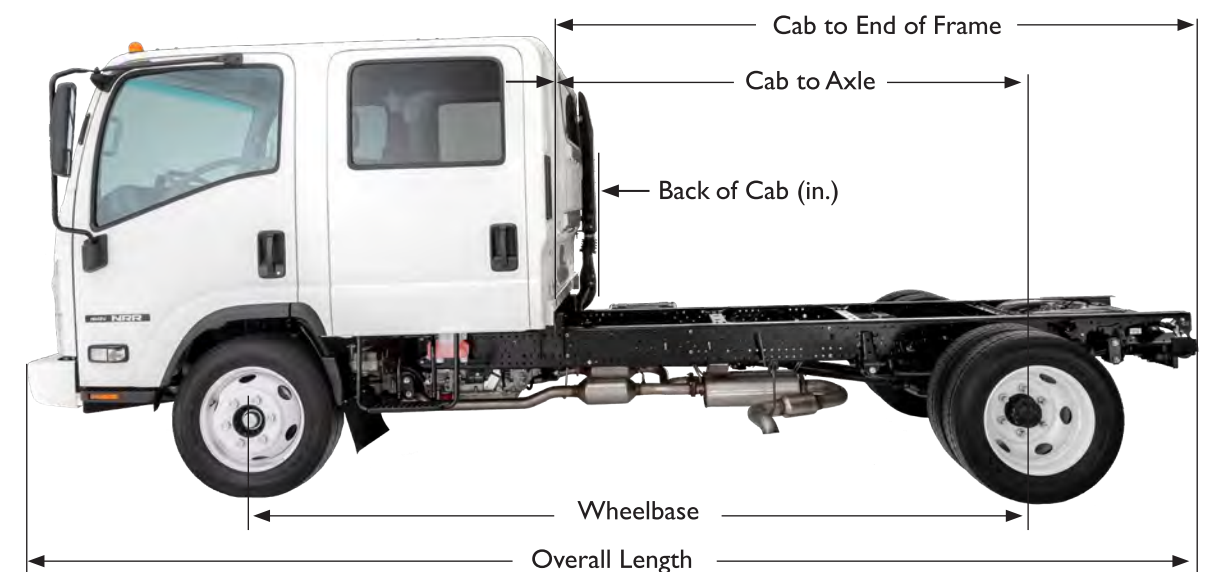
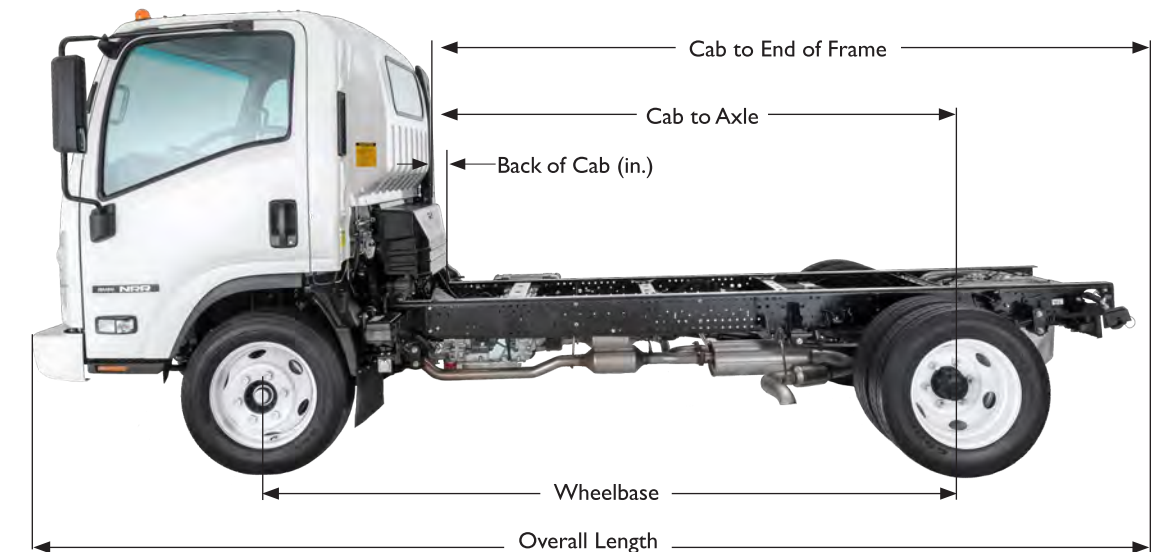
2022 ISUZU N-SERIES GAS

STANDARD CAB

Wheelbase (in.)	Cab to Axle (in.)	Cab to End of Frame (in.)	Back of Cab (in.)	Overall Length (in.)	Body Length (ft.)
132.5	110	153.1	7.7	224	12-14
150	127.5	170.6	7.7	241.5	14-16
176	153.5	196.6	7.7	267.5	18-20

CREW CAB

Wheelbase (in.)	Cab to Axle (in.)	Cab to End of Frame (in.)	Back of Cab (in.)	Overall Length (in.)	Body Length (ft.)
150.0	88.5	131.6	5	241.5	12
176.0	114.5	157.6	5	267.5	16





23,950 lbs. GCWR
TRUCK WEIGHT & TRAILER WEIGHT

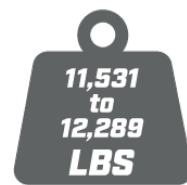


**38.6 GAL IN-FRAME
FUEL TANK**


NQR | 17,950 LBS. GVWR
CLASS 5



**6-SPEED AUTOMATIC
ALLISON® TRANSMISSION**



**11,531
to
12,289
LBS**
BODY PAYLOAD




**225/70R19.5G (14-pr)
TIRES**



6.0L 8-CYLINDER ENGINE

**BRAKES
VACUUM/HYDRAULIC
W/4-CHANNEL ABS
Front and Rear Discs**



STANDARD CAB / CREW CAB
SEATING FOR UP TO 3 / SEATING FOR UP TO 7



25,500 lbs. GCWR
TRUCK WEIGHT & TRAILER WEIGHT

NRR

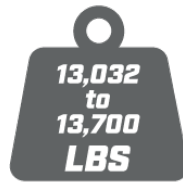
19,500 LBS. GVWR
CLASS 5



38.6 GAL IN-FRAME
FUEL TANK




6-SPEED AUTOMATIC
ALLISON® TRANSMISSION



13,032
to
13,700
LBS
BODY PAYLOAD




6.0L 8-CYLINDER ENGINE



225/70R19.5G (14-pr)
TIRES

BRAKES
VACUUM/HYDRAULIC
W/4-CHANNEL ABS
Front and Rear Discs



STANDARD CAB / **CREW CAB**
SEATING FOR UP TO 3 / SEATING FOR UP TO 7

ACCESSORIES



KEYLESS ENTRY

Conveniently locks and unlocks all cab doors at the push of a button. Two transmitters included.



TOUCHSCREEN AUDIO SYSTEM

The Alpine iLX-207 is equipped with a convenient touchscreen display and provides 200 watts of sound. This versatile system works with Apple CarPlay® and Android Auto™ which give you access to a number of smartphone apps including navigation. It is also equipped with built-in Bluetooth®, SiriusXM connectivity (antennae and subscription required), an HDMI input, an HD Radio™ tuner and more. A USB port and AUX input are also included.

A backup camera is also available with the system. When ordering the audio system, select this upgrade to enhance your driving experience and safety. The camera is reverse-linked and projects an image with guidelines on the display.



POWER / HEATED MIRRORS

Heated flat and convex mirrors with or without dual remote controls. Heated mirrors prevent fogging and ice collection with a quick push of a cab switch. For added convenience, available remote controls allow the driver to quickly adjust the angle of either mirror.



AIR DEFLECTOR

To help maximize fuel efficiency, the custom-designed Isuzu air deflector directs air over the top and around the sides of body to reduce drag.



CHROME GRILLE

Chrome-accented grille enhances styling.



MOBILEYE®

This passive safety system provides alerts and warnings for enhanced safety. The system incorporates Forward Collision Warning, Pedestrian Collision Warning, Lane Departure Warning and Headway Monitoring and Warning.



SEAT COVERS

Designed and tailored for a custom fit, these seat covers help reduce seat wear and tear to protect your investment while enhancing the look and feel of the cabin. Available on Standard and Crew Cab models.



SUSPENSION SEAT

Designed to increase driver comfort and help reduce fatigue, the suspension seat dampens the impact of rough road surfaces and can be adjusted for personalized settings. Not available on Crew Cab.



HIGH-VISIBILITY RED SEATBELTS

Red seatbelts provide quick visual confirmation that seat belts are being worn to conform with safety regulations (driver and passenger seats only).



BLOCK HEATER & RECEPTACLE

Warms engine coolant for more efficient cold engine start up. Reduces the need for prolonged engine warm-up.



BACK-UP ALARM

Alarm sounds when the vehicle is placed in reverse. Audible warning alerts any nearby people that the vehicle is backing up.



FIRE EXTINGUISHER & REFLECTOR KIT

Meets DOT specifications for Regulation 393.5 enhances driver safety and the ability to extinguish fires. Custom engineered box to fit specifically in rear cargo organizer.



LOCKING FUEL CAP

Provides a locking function to protect against fuel theft and vandalism. Two keys included.

Other Optional Equipment:

- Spare Keys (2 additional keys)
- 102-in. Side Mirror Bracket
- Front Fascia Protector
- Speed Limiting to 65 mph



RELIABLE. PREDICTABLE. TRUSTWORTHY.

STANDARD LIMITED WARRANTY

Warranty Limitations (Time or Mileage, Whichever Comes First)

	Time in Years	Vehicle Miles
Basic	3	36,000
Engine	5	75,000
Drive Train Drive Axle Drive Shaft Front Axle I Beam	5	75,000
Frame Rails	3 5*	36,000 Unlimited*
Engine Emissions Control System - Federal	5	50,000
California Emissions Performance	3	50,000
California Emissions Long-Term Defects	7	70,000
Tires	2	24,000
Corrosion (Rust Through)	4	Unlimited

*After 3 years or 36,000 miles, coverage is 50% labor and parts for up to 5 years.
Allison® Automatic Transmission is warranted separately, not by Isuzu. Please see your authorized Isuzu dealer for further warranty details.

QUALITY PROGRAMS

What do Isuzu trucks have that others don't? It's not just multiple wheel choices, chrome grilles and the latest bells and whistles. It's more than that. The best low cab forward truck is backed by our unrivaled product and customer support, a best-in-class warranty, and a low cost of ownership. It's the intangibles and so much more. Our customers' loyalty is due to our quality product and the support we back it with.



Your truck's maintenance is vital to keeping it on the road and performing its best. That is why every new Isuzu gas truck comes with a complimentary oil coverage plan. It is more than just an oil and filter change every 7,500 miles. This maintenance plan covers lubricating the chassis, replacing the engine fuel filter, and checking your tire pressure. This plan covers your truck for two years or 30,000 miles, whichever comes first.



Preventive maintenance increases your operating efficiency and maximizes your fuel economy. This comprehensive program protects you against increasing labor and parts costs for three to six years. PSMP also guarantees you "Priority" treatment during your service visits and when roadside assistance is needed. And, any unused portion of your PSMP can be rolled into your next purchase, transferred to the next owner, or refunded to you.



Protecting your investment beyond the standard warranty assures you a high level of protection against costly repairs. This optional limited warranty also extends Roadside Assistance for the duration of the warranty. Warranty coverages are determined by the mileage of the vehicle and the number of years from the delivery date. See your authorized Isuzu dealer for warranty details.



Call 866.441.9659 – 24/7/365 – It is as simple as that when you're in need. Roadside Assistance is standard for the first three years or 75,000 miles on Isuzu gas trucks. It covers tows, jump starts, lock outs, and fueling (owner is responsible for cost of fuel).



Specifically-designed replacement parts developed for Isuzu trucks are approved for all warranty repairs and carry a one-year unlimited mile warranty. See your Isuzu dealer for warranty details.



Isuzu FleetValue Parts are designed to provide a low cost of ownership, safe operation of your truck, and superior quality. We ensure that FleetValue Parts meet OEM standards and back them with a one-year unlimited mile warranty. See your Isuzu dealer for warranty details.



Isuzu Finance of America is the captive finance company for Isuzu Commercial Truck of America. Exclusive programs, like the Isuzu iLease, are offered through authorized Isuzu dealers nationwide. The iLease is by far the most cost-effective option for qualifying customers, allowing them to take advantage of low monthly payments. Ask your Isuzu dealer for more information on Isuzu Finance offerings that will best fit your business needs!